

BEVERLEY & DISTRICT MOTOR CLUB LTD
MAPLE GARAGE BEAVER RALLY
26th /27th November 2011

Route Handout 1
ISSUED AT MTC 1

MTC 1 to RTC 3
USE ALL ROADS

From MTC 1, traverse the following Grid Lines and Spot Heights to reach RTC 3

PC 1, PC 2, IRTC 2 and RC 1a to RC 1h will be located using this route.

(RC1a ΔLW SGW) 1120 (RC1b SGW) 36162037 (RC1c) (RC1d) 21

(RC1e ΔLW) 2120 (RC1f SGW) 1419 (RC1g) 371821 (RC1h) 17

(Very Quiet and drive slowly on gravel road after IRTC 2)

(Follow arrows) (SGW) 16 (SGW) 37381539151416 (Quiet) 40

REJOIN POINT

| Location | Approach | Map Reference | Depart |
|----------|----------|---------------|--------|
| Via | | 117½ 541 | WNW |
| NTC 10 | | Square 1154 | NNW |



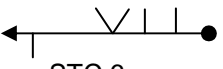
**BEVERLEY & DISTRICT MOTOR CLUB LTD
MAPLE GARAGE BEAVER RALLY
26th /27th November 2011**

Route Handout 2
ISSUED AT RTC 3

RTC 3 to NTC 7
USE ALL ROADS

From RTC 3, using the Coded Grid below in normal reading order,
Traverse the Grid Lines, Spot Heights and Herringbone to reach STC 6.
STC 4, STC 5 and RC 3a to 5b will be located using this route.
Continue to NTC 7 via 'Test 1' using the Map References.

| | | | | | | | | | | | | |
|----|----|----|----|----|----|----|----|----|----|----|----|----|
| A1 | C1 | D4 | B3 | C2 | C3 | B1 | D1 | A6 | C5 | A3 | A6 | |
| A6 | D3 | B4 | D2 | D5 | C4 | A2 | D6 | A5 | B5 | A5 | B2 | C6 |

| | A | B | C | D |
|----------|-------------------------------------|----------|---|-------------------|
| 1 | 8 RC 3a gravel lay-by on left | 16 | 17 | 18 |
| 2 | 45 | 14 | 41 | 44 |
| 3 | 15 | RC 3b | RC 3c | RC 4a |
| 4 | 24 | 43 | RC 5a Δ LW | 17 |
| 5 | 46 | 12 | 25 | RC 4b Δ LW SGW |
| 6 | 42 | 47 |  STC 6 | RC 5b SGW |


| Location | Approach | Map Reference | Depart | Instruction |
|----------|----------|---------------|--------|---|
| Via | | 134¼ 457½ | NE | Very Quiet / SGW |
| Via | SW | 135½ 459 | NW | Very Quiet |
| Via | SE | 130½ 465 | NE | Test 1 – Sandsfield Quarry Follow arrows to Test Start |
| Via | NE | 130½ 465 | NW | Quiet / SGW Exit Quarry |
| Via | SE | 121 476 | NNE | Quiet / SGW Follow A 165 |
| Via | SSW | 123¼ 481½ | E | Follow 'yellow' road to NTC 7 |

**BEVERLEY & DISTRICT MOTOR CLUB LTD
 MAPLE GARAGE BEAVER RALLY
 26th /27th November 2011**

**Route Handout 3
 ISSUED AT NTC 7**

**NTC 7 to NTC 10
 COLOURED ROADS ONLY**

From NTC 7, traverse the following Grid Squares in numerical order.
 STC 8, STC 9 and RC 7a to 8b will be located using this route.
 Navigation starts from Map Reference 123¼ 481½

| | | | | |
|--|--|---|---|---|
| <u>1</u> Twelve Forty Eight | <u>13</u> RC 8b Fourteen Fifty Two | <u>5</u> Fourteen Forty Eight | <u>12</u> Fifteen Fifty Two SGW? | <u>7</u> RC 7a Fifteen Forty Nine |
| <u>15</u> Thirteen Quiet Fifty Three | <u>8</u> Fifteen Fifty |  | <u>2</u> Thirteen Forty Eight | <u>16</u> Thirteen Quiet Fifty Four |
| <u>10</u> Fourteen Fifty One | <u>18</u> NTC 10 Eleven Quiet Fifty Four | | <u>9</u> RC 7b Fourteen SGW Fifty | <u>14</u> Thirteen SGW Fifty Two |
| <u>6</u> Fourteen Forty Nine | <u>3</u> Thirteen Forty Nine | <u>11</u> RC 8a Fifteen Fifty One | <u>17</u> Twelve Quiet Fifty Four | <u>4</u> Thirteen Forty Eight |

**BEVERLEY & DISTRICT MOTOR CLUB LTD
 MAPLE GARAGE BEAVER RALLY
 26th /27th November 2011**

**Route Handout 4
 ISSUED AT NTC 10**

**NTC 10 to NTC 12
 USE ALL ROADS**

From NTC 10, traverse the following cumulative Spot Heights to reach NTC 12
 STC 11 and RC 10a and RC 10b will be located using this route.

| | | | | | | | | |
|---|--------|----|--------|----|----|---------|----|----|
| 8 | RC 10a | 13 | RC 10b | 29 | 43 | (Quiet) | 55 | 63 |
|---|--------|----|--------|----|----|---------|----|----|

| Location | Approach | Map Reference | Depart | Instruction |
|----------|----------|---------------|--------|-------------|
| Via | SSE | 100½ 588½ | ENE | To NTC 12 |

| REJOIN POINT | | | |
|---------------------|----------|---------------|------------------|
| Location | Approach | Map Reference | Depart |
| Petrol | S | 019½ 566½ | S |
| Via | ENE | 986 556 | NNW to MTC 17 |

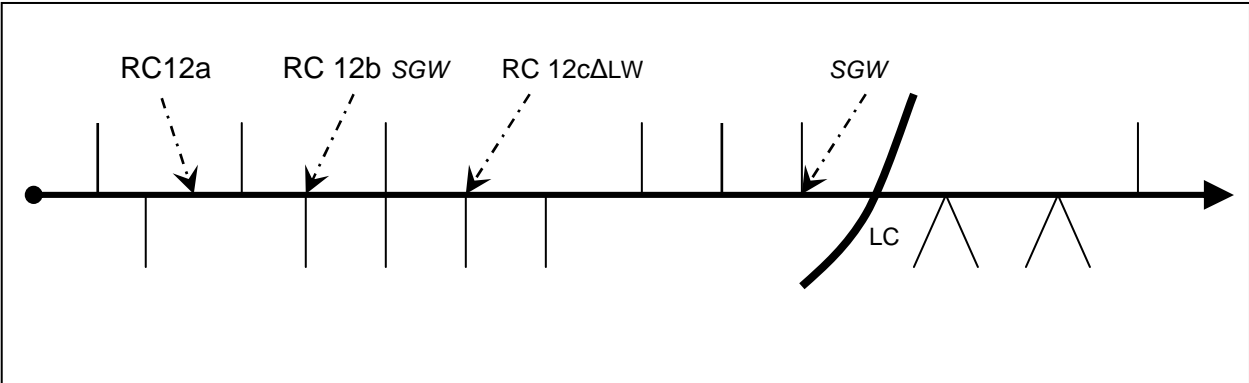


BEVERLEY & DISTRICT MOTOR CLUB LTD
MAPLE GARAGE BEAVER RALLY
 26th /27th November 2011

Route Handout 5
 ISSUED AT NTC 12

NTC 12 to NTC 15
USE ALL ROADS

Begin plotting from Map Reference 103½590, then traverse the following Herringbone.
 All roads are shown as solid lines. **Look carefully!**
 IRTC 13, RTC 14 and RC 12a to RC 12c will be located using this route.



From RTC 14, traverse the following Map References to reach NTC 15.

| Location | Approach | Map Reference | Depart | Instruction |
|----------|----------|---------------|--------|-----------------------|
| Via | | 083 604½ | NW | SGW VERY QUIET |
| Via | SE | 070¼ 614¼ | WSW | SGW FOLLOW A 614 |
| Via | NE | 061 609 | NW | |
| Via | SW | 063¾ 619 | NW | VERY QUIET |
| Via | ESE | 059½ 623 | WNW | Proceed to NTC 15 |

**BEVERLEY & DISTRICT MOTOR CLUB LTD
 MAPLE GARAGE BEAVER RALLY
 26th /27th November 2011**

**Route Handout 6
 ISSUED AT NTC 15**

**NTC 15 to MTC 17
 USE ALL ROADS**

From NTC 15, traverse the following Tulip Diagrams in alphabetical order.
 All roads are shown as solid lines.
 STCs 16 and RC 15a to RC 15g will be located using this route.

| | | | | |
|----------------------------|--|-----------------------|-------------------------------|---|
| A RC 15a | B CARE !! HOUSE DSO QUIET at SGW | C | D RC 15b SGW | E CAUTION !! POT HOLES |
| P | Q | R | S | F RC 15c |
| O | X | Y | I | G RC 15d |
| N RC 15g SGW | W | V | U | H Care Water !! |
| M | L SGW Care, House | K RC15f | J | I RC 15e |

| Location | Approach | Map Reference | Depart | Instruction |
|----------|----------|---------------|--------|--------------------------------|
| Via | NNW | 021 588½ | SW | Follow A614 |
| Via | N | 012½ 566 | E | |
| Petrol | S | 019 566½ | S | Please be very quiet. |
| Car Park | E | 014½ 565½ | W | Park in Rugby club car park. |
| Via | ENE | 986 556 | NNW | Follow 'yellow' road to MTC 17 |

Hand in Time Cards 1 & 2 and Test 1 Plan to Results Team inside Armstrong Massey. Space is limited around the fuel station, please park leaving as much space as possible for everyone.

ROUTE AMENDMENT 1

BEVERLEY & DISTRICT MOTOR CLUB LTD
 MAPLE GARAGE BEAVER RALLY
 26th /27th November 2011

Route Handout 7
 ISSUED AT MTC 17

MTC 17 to NTC 19
 USE ALL ROADS

From MTC 17, traverse the following Tulip Diagrams in order to reach NTC 19.
 IRTC 18 and RC 17a to RC 17c will be located using this route.
 All roads are shown as solid lines.

| | | | | | |
|---------------|--------|-------|-----|--------------------|----------------------------------|
| | RC 17a | | | RC 17b | |
| | | QUIET | | USE FOOTPATH | RTC (IN) is at 'Test 2' Start |
| RC 17c SGW | | | SGW | 74 Follow Arrow | |

'Test 2' Start will be the RTC (OUT)
 Take next available minute to start Test 2.
 Follow the following Map References after 'Test 2' Finish to reach NTC 19

| Location | Approach | Map Reference | Depart | Instruction |
|----------|----------|---------------|--------|----------------------------------|
| Via | SSE | 939 595½ | NNW | Follow arrows to 'Test 2' Start. |
| Via | NW | 959¾ 594½ | WSW | 'Test 2' Finish |
| Via | ENE | 940 593½ | WSW | Care ! Two way Rally Traffic |
| Via | E | 934 591½ | NNW | Quiet through Wetwang |
| Via | SSE | 932 600 | NNW | Follow 'yellow road' to NTC 19. |

| REJOIN POINT | | | |
|--------------|----------|---------------|--------|
| Location | Approach | Map Reference | Depart |
| NTC 27 | NNW | 905¾ 671½ | |



BEVERLEY & DISTRICT MOTOR CLUB LTD
MAPLE GARAGE BEAVER RALLY
 26th /27th November 2011

Route Handout 8
ISSUED AT NTC 19

NTC 19 to NTC 24
USE ALL ROADS

From NTC 19, traverse the following Map References in order to reach NTC 24.
 STC 20, STC 21, IRTC 22, RTC 23 and RC 20a to RC 21f will be located using this Route.

| Location | Approach | Map Reference | Depart | Instruction |
|------------|----------|---|--------|---|
| RC 20a | SSE | 924 ¹ / ₄ 638 ³ / ₄ | | SGW |
| Via | | 922 ³ / ₄ 637 | SW | |
| RC 20b | | 910 ¹ / ₂ 615 | | |
| Via | NW | 909 ¹ / ₄ 611 ¹ / ₄ | | SGW |
| Via | | 908 ³ / ₄ 611 ¹ / ₄ | NW | |
| Via | | 897 622 ¹ / ₄ | SSW | |
| RC 21a ΔLW | NE | 892 ³ / ₄ 609 ¹ / ₄ | NW | SGW |
| RC 21b | | 880 ³ / ₄ 613 ³ / ₄ | | |
| Via | | 879 ³ / ₄ 615 | | |
| RC 21c | | 871 ¹ / ₂ 623 | | |
| Via | SW | 872 623 ¹ / ₄ | | |
| RC 21d | | 871 ¹ / ₂ 624 | | |
| Via | | 868 ¹ / ₂ 635 | | Care !! |
| Via | | 868 641 | | Care!! Bends not shown on map. |
| Via | WSW | 867 ¹ / ₂ 653 ¹ / ₂ | NNW | SGW |
| Via | | 865 659 | WSW | Quiet through village. |
| Via | ENE | 860 655 ¹ / ₂ | | Follow 'yellow' road onto Map 100 and NTC 24 Care and Quiet, Hairpin bends and houses. |

ROUTE AMENDMENT 2

BEVERLEY & DISTRICT MOTOR CLUB LTD
 MAPLE GARAGE BEAVER RALLY
 26th /27th November 2011

Route Handout 9
 ISSUED AT NTC 24

NTC 24 to NTC 27
 USE ALL ROADS

From NTC 24, traverse the following Grid Lines, Map Features and Spot Heights
 in numerical order to reach NTC27.
 IRTC 25, RTC 26 and RC 24a to RC 24g, will be located using this route.

| | | | | |
|-------------------------|------------------------------------|---|-----------------------|----------------------------------|
| <u>1</u> NTC 24 | <u>2</u> RC 24a ΔLW | <u>3</u> 85 | <u>4</u> RC 24b | <u>5</u> 154 |
| <u>6</u> 66 | <u>7</u> 84 | <u>8</u> ‡ RC 24c | <u>9</u> > | <u>10</u> 67 |
| <u>11</u> ◆ | <u>12</u> u | <u>13</u> RC 24d SGW DSO / QUIET | <u>14</u> G | <u>15</u> 68 |
| <u>16</u> RC 24e SGW | <u>17</u> 68 | <u>18</u> RC 24f (In gravel lay-by on left after leaving 'B' road) | <u>19</u> 68 | <u>20</u> 55 |
| <u>21</u> 69 | <u>22</u> 47 | <u>23</u> 55 | <u>24</u> ◆ | <u>25</u> 48 |
| <u>26</u> 70 | <u>27</u> 41 | <u>28</u> 84 | <u>29</u> < | <u>30</u> ngto |
| <u>31</u> < | <u>32</u> 85 | <u>33</u> 86 | <u>34</u> RC 24g | <u>35</u> 8 |
| <u>36</u> 87 | <u>37</u> 192 | <u>38</u> 70 | <u>39</u> 88 | <u>40</u> 89 |
| <u>41</u> 163 | <u>42</u> 90 | <u>43</u> Secret check A | <u>44</u> 91 | <u>45</u> 115 |
| <u>46</u> 92 | <u>47</u> Secret check B SGW | <u>48</u> 69 | <u>49</u> Quiet | <u>50</u> NTC 27 905¾ 671½ |

**BEVERLEY & DISTRICT MOTOR CLUB LTD
MAPLE GARAGE BEAVER RALLY
26th /27th November 2011**

Route Handout 10
ISSUED AT NTC 27

NTC 27 to TTC 29
USE ALL ROADS

From NTC 27, traverse the following Grid Lines and Spot Heights to reach TTC 29
STC 28 and RC 27a and RC 27b will be located using this route.

67RC27a91RC27bSGW159661269214865Quiet93651349416295661759666166

**BEVERLEY & DISTRICT MOTOR CLUB LTD
MAPLE GARAGE BEAVER RALLY
26th /27th November 2011**

Route Handout 11
ISSUED AT TTC 29

TTC 29 to MTC 31
USE ALL ROADS

From TTC 29, avoid the following Black Spots (200m radius) to reach STC 30
967623 997627 993608 007614 013595 016586
RC 29a and RC 29b will be located using this route.
GIVE WAY and QUIET at junction with A 166.

| Location | Approach | Map Reference | Depart | Instruction |
|----------|----------|---------------|--------|--|
| Via | WNW | 014½ 581 | SSW | Follow A614 |
| Via | N | 012½ 566 | E | |
| Petrol | S | 019 566½ | S | Please be very quiet. |
| Car Park | E | 014½ 565½ | W | Park in Rugby club car park to plot route. |
| MTC 31 | W | 981 547 | E | Allow 6 minutes to arrive at MTC 31 |

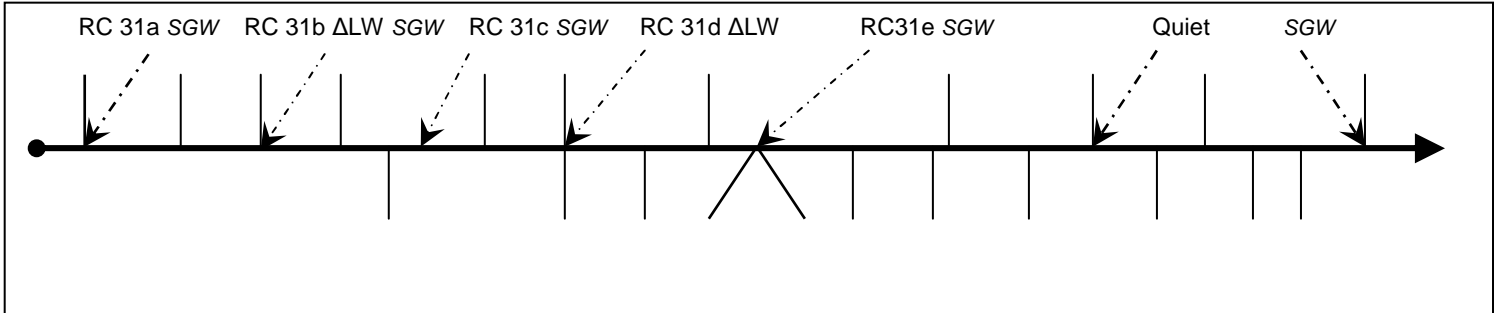
Hand in Time Cards 3 & 4 and Test 2 Plan to Results Team inside Armstrong Massey.
Space is limited around the fuel station, please park leaving as much space as possible for everyone after refuelling.

**BEVERLEY & DISTRICT MOTOR CLUB LTD
 MAPLE GARAGE BEAVER RALLY
 26th /27th November 2011**

**Route Handout 12
 ISSUED AT MTC 31**

**MTC 31 to RTC 33
 USE ALL ROADS**

From MTC 31, traverse the following Herringbone.
 All roads are shown as solid lines. **Look carefully!**
 IRTC 32, and RC 31a to RC 31e will be located using this route.



| Location | Approach | Map Reference | Depart | Instruction |
|----------|----------|---------------|--------|-----------------------------|
| Via | | 013¼ 491¼ | WNW | Quiet through all villages. |
| Via | | 997¼ 494 | S | Proceed to RTC 33 |

REJOIN POINT

| Location | Approach | Map Reference | Depart |
|----------|----------|---------------|--------|
| RTC 39 | | 949 410 | SSW |

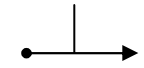
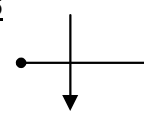
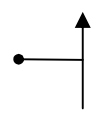
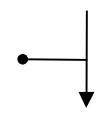


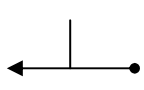


**BEVERLEY & DISTRICT MOTOR CLUB LTD
 MAPLE GARAGE BEAVER RALLY
 26th /27th November 2011**

Route Handout 13
ISSUED AT RTC 33

RTC 33 to STC 34
COLOURED ROADS ONLY

From RTC 33, traverse the following Tulip Diagrams, Grid Lines, Spot Heights, and some Map Features in numerical order to reach STC 34.
 RC 33a to RC 33e will be located along this route.





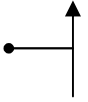
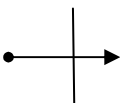
| | | | | |
|---|---|--|--|--|
| <u>1</u> RC 33a SGW | <u>10</u> 48 | <u>6</u> RC 33b SGW | <u>13</u> il | <u>3</u>  |
| <u>17</u> 98 | 2011 MAPLE GARAGE BEAVER RALLY | <u>16</u>  | <u>8</u> 21 | <u>18</u> 35 |
| <u>7</u>  | <u>14</u> 47 | <u>2</u>  |  | <u>11</u>  |
| <u>4</u> 25 | <u>12</u> RC 33c & RC 33d gravel lay-by on left | <u>9</u>  | <u>15</u> RC 33e SGW | <u>5</u> 99 |

**BEVERLEY & DISTRICT MOTOR CLUB LTD
 MAPLE GARAGE BEAVER RALLY
 26th /27th November 2011**

**Route Handout 14
 ISSUED AT STC 34**

**STC 34 to STC 35
 COLOURED ROADS ONLY**

From STC 34, traverse the following Tulip Diagrams,
 Grid Lines and Spot Heights in numerical order to reach STC 35.
 RC 34a to RC 34d will be located along this route.

| | | | | |
|---|--|----------------------------|---|---|
| <u>19</u> STC 34 | <u>29</u>  | <u>26</u> 45 | <u>34</u>  | <u>22</u> 46 |
|  | <u>32</u> RC 34d | <u>24</u> RC 34b | <u>20</u> RC 34a sgw |  |
| <u>27</u> RC 34c | <u>30</u> 98 | <u>28</u> 17 | <u>31</u> 44 | <u>21</u>  |
| <u>35</u> 98 | <u>33</u> 38 | <u>23</u> MS | <u>36</u> STC 35 | <u>25</u>  |

BEVERLEY & DISTRICT MOTOR CLUB LTD
MAPLE GARAGE BEAVER RALLY
 26th /27th November 2011

Route Handout 15
ISSUED AT STC 35

STC 35 to RTC37
COLOURED ROADS ONLY

From STC 35, using the Coded Grid below in normal reading order,
 Traverse the Grid Lines and Spot Heights to reach RTC 37.
 IRTC 36 and RC 35a to RC 35e will be located using this route.

A1 C2 B6 D1 A4 D6 B3 D4 A6 C5 D4 A2 D4 C3
 A5 D2 B4 D5 B2 D3 B4 C6 C1 A3 D4 B1 C4 B5 B1

| | A | B | C | D |
|----------|----------------|----------|-------------|------------|
| 1 | RC 35a SGW | 90 | 91 | 96 |
| 2 | 94 | 112 | 42 | 64 |
| 3 | 105 | 95 | RC 35d | RC 35e SGW |
| 4 | 55 | 45 | 73 QUIET | 44 |
| 5 | 93 | 43 | 35 | 92 |
| 6 | RC 35c ΔLW SGW | 97 | 113 | RC 35b |

**BEVERLEY & DISTRICT MOTOR CLUB LTD
 MAPLE GARAGE BEAVER RALLY
 26th /27th November 2011**

**Route Handout 16
 ISSUED AT RTC 37**

**RTC 37 to RTC 39
 COLOURED ROADS ONLY**

From RTC 37, traverse the following Tulip Diagrams
 in reverse alphabetical order.
 All roads are shown as solid lines.
 IRTC 38 and RC 37a to RC 37d will be located along this route.

| | | | |
|--------------|----------------------------|--------------|------------------------|
| F | B | D | I RC 37c |
| A | K RC 37a SGW | C | L RTC 37 |
| H | G RC 37d | E | J |

| Location | Approach | Map Reference | Depart |
|----------|----------|---------------|--------|
| RTC 39 | | 949 410 | SSW |

**BEVERLEY & DISTRICT MOTOR CLUB LTD
 MAPLE GARAGE BEAVER RALLY
 26th /27th November 2011**

**Route Handout 17
 ISSUED AT RTC 39**

**RTC 39 to MTC 43
 COLOURED ROADS ONLY**

From RTC 39, traverse the following Spot Heights in normal reading order.
 Approach and depart each Spot Height from the correct direction to reach MTC 43.
 IRTC 40, RTC 41, IRTC 42 and RC 39a to RC 41c will all be located along this route.

| | | |
|-------------|-------------|-----------------------------|
| NNW 111 WSW | RC 39a | NE 104 RC 39b ΔLW SW |
| RC 39c SGW | WSW 59 ENE | WNW 113 ESE |
| WSW 87 ENE | NNE 105 SSW | RC 41a |
| RC 41b SGW | RC 41c SGW | NW 161 WSW ENE 162 WSW |

| Location | Approach | Map Reference | Depart | Instruction |
|------------------|----------|---------------|--------|---|
| Via | NE | 934½346¾ | SW | Follow B1230 |
| Via | ENE | 917¾341 | NNW | Quiet into Hotel car park |
| MTC 43 Finish | | | | The Rudstone Walk Hotel. Follow arrows to the rear of the Hotel Please be as quiet as possible. Please park at the rear of the Hotel if room. Hand in Time Card 3 inside rear foyer. Hand in damage declaration. |



*Hope you all had a good night!
 Thank you for supporting my Beaver Rally
 again this year.
 A big thanks from me to the marshals,
 organisers, landowners and everybody else
 who has contributed.
 See you next year, further north maybe!*